

- Support, promote, and enhance strategic internationalization efforts of the University through high-impact learning, teaching, research, and engagement opportunities.**

- Donald Hall: co-chair: Provost and Executive Vice President for Academic Affairs
- Madhu Govindaraju: co-chair: Professor, Vice Provost for International Education and Global Affairs
- Patricia Bello: Assistant Provost for International Education & Global Affairs
- Giovanna Bernardo: Student Engagement Specialist
- Mohammad Khasawneh: Distinguished Professor, Systems Science and Industrial Engineering
- Jennifer Gillis Mattson: Professor, Psychology
- Linda Sukarat: Lecturer, Director, English Language Institute
- Kevin Murphy: Assistant Director, International Education and Global Affairs

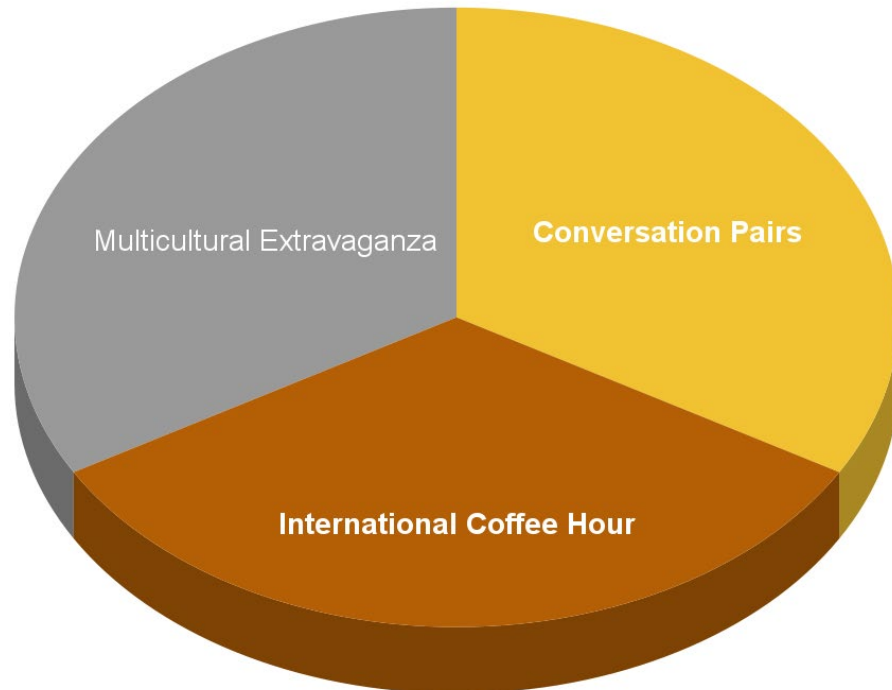
- New members
 - Atul Kelkar, Dean, Thomas J. Watson College of Engineering and Applied Science
 - Sungdai Cho, Professor, Department of Asian and Asian American Studies

- Guest Speaker
 - Brandy Smith, Senior Associate Director, Fleishman Center for Career and Professional Development

- **Goal-1:** Binghamton University is a diverse and inclusive community that actively promotes the integration of international students on campus.
- **Goal-2:** Binghamton University promotes meaningful cross-cultural, extra- and co-curricular interactions between domestic and international students.
- **Goal-3:** Binghamton University prepares international students for successful career pathways.
- **Goal-4:** Binghamton University students, faculty, staff and alumni have a positive impact on the global community.
- **Goal-5:** All Binghamton University students, faculty, and staff have opportunities to develop a broader understanding of the world.
- **Goal-6:** Binghamton University is a Premier Choice for International Students.

- ❑ **Goal:** Binghamton University is a diverse and inclusive community that actively promotes the integration of international students on campus.
- ❑ **What/How:** Office-hosted events or activities that account for international student participation, as tracked by B-Engaged.
- ❑ **Why:** A campus community that is welcoming for all students increases communication among diverse groups, broadens cultural horizons, challenges stereotypes, and provides an awareness that is critical to contribute to, and effectively participate in, a global workforce.
- ❑ **Metric:** Percentage of international students participating in an inclusive, long-standing cross-cultural activity/event coordinated by University offices, specifically ISSS, ELI, and MRC.

- ❑ **Target:** 25% of the international student population will participate in at least one long-standing, cross-cultural program coordinated by ISSS, ELI, and/or MRC per year.



Activity	Host	Measure	Frequency
Conversation Pairs	ELI	Participants	Semesterly
International Coffee Hour	ISSS	Attendees (total, unique)	Monthly
Multicultural Extravaganza	MRC/SA	Attendees (total)	Annually

SP6 – Goal 1 - Inclusive for International Students



Percentage of international students participating in an inclusive, long-standing activity/event coordinated by University offices
(2023-2024)

Total International Student Population*	Total Unique International Student Participants	Participation Percentage
2,293	610	26.6%

*Per SAASE

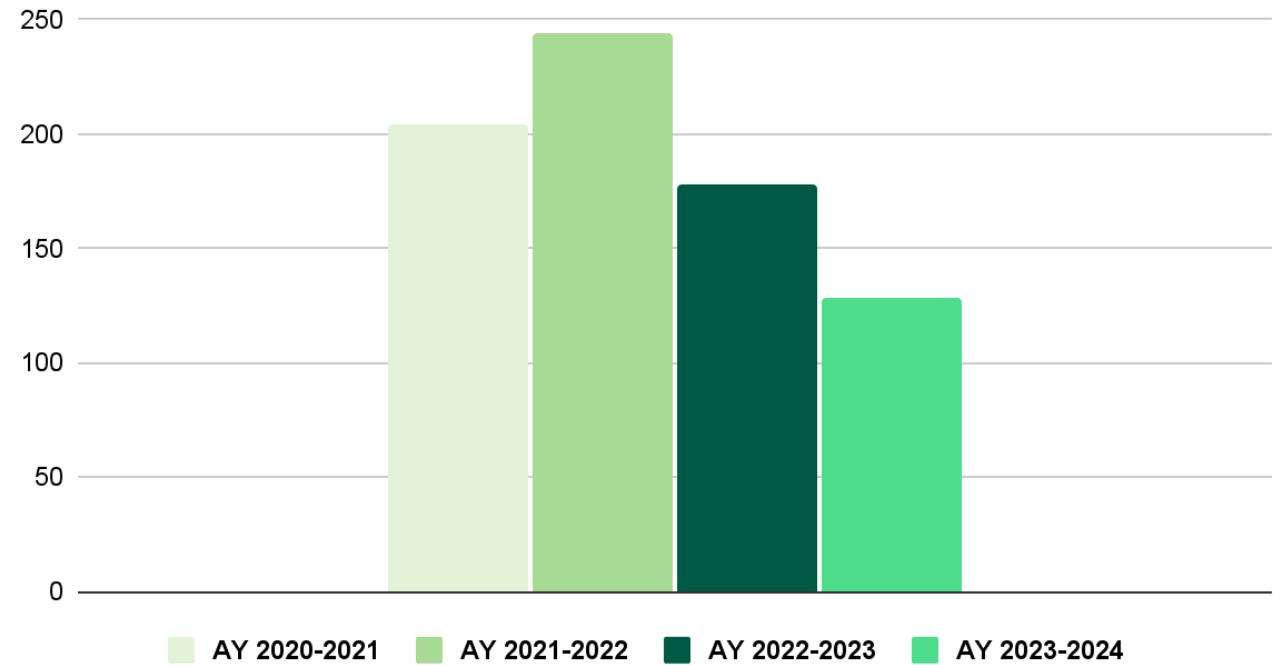
Percentage of international students participating over time
(2020-2024)

2020-2021	2021-2022	2022-2023	2023-2024	2024-2025
5%	13%	20%	26.6%	New Target → 35%

SP6 – Goal 1 - Inclusive for International Students



Conversation Pairs



	AY 2020-2021	AY 2021-2022	AY 2022-2023	AY 2023-2024
Unique Participants	204	244	178	128

Conversation Circles

- Discussion event led by ESAs (undergraduate TAs)
- 8 -15 circles per semester
- Fall 2022: 132 participants
- Spring 2023: 149 participants
- Fall 2023: 126 participants
- Spring 2024: 63+ participants(*)

English Language Institute Conversation Circles Fall 2024

New Year Traditions/How different cultures celebrate their New Year	Fri. Sept 27	5:00pm-6:00pm	CW 211
Dating culture	Thurs. Oct 10	6:00pm-7:00pm	CW 204
Sports and Business	Wed. Oct 16	3:30pm-4:30pm	CW 204
Festivals Around The World	Tues. Oct 22	6:00pm-7:00pm	CW 114
Cultures on Time Management	Fri. Oct 25	6:30pm-7:30pm	CW 204
The Spooky and the Supernatural around the World	Wed. October 30	4:30pm-5:30pm	CW 204
Popular Sports Around the World	Wed. Nov 6	5:00pm-6:00pm	CW 204
A Rapidly Changing Technology World	Mon. Nov 11	3:00pm-4:00pm	CW 323

“The **ELI truly feels like a home away from home** for me. During my freshman year, I was fortunate to meet compassionate and dedicated professors, as well as incredible English Speaking Assistants who supported me every step of the way. Now, as a senior, I hold myself to an even higher standard and fully embrace the responsibilities that come with being both an ESA and a mentor. I’m **committed to giving back** to this amazing community before I graduate.” - Ethan Li (School of Management, ‘25)

*Spring 2024 data are incomplete

SP6 – Goal 1 - Inclusive for International Students

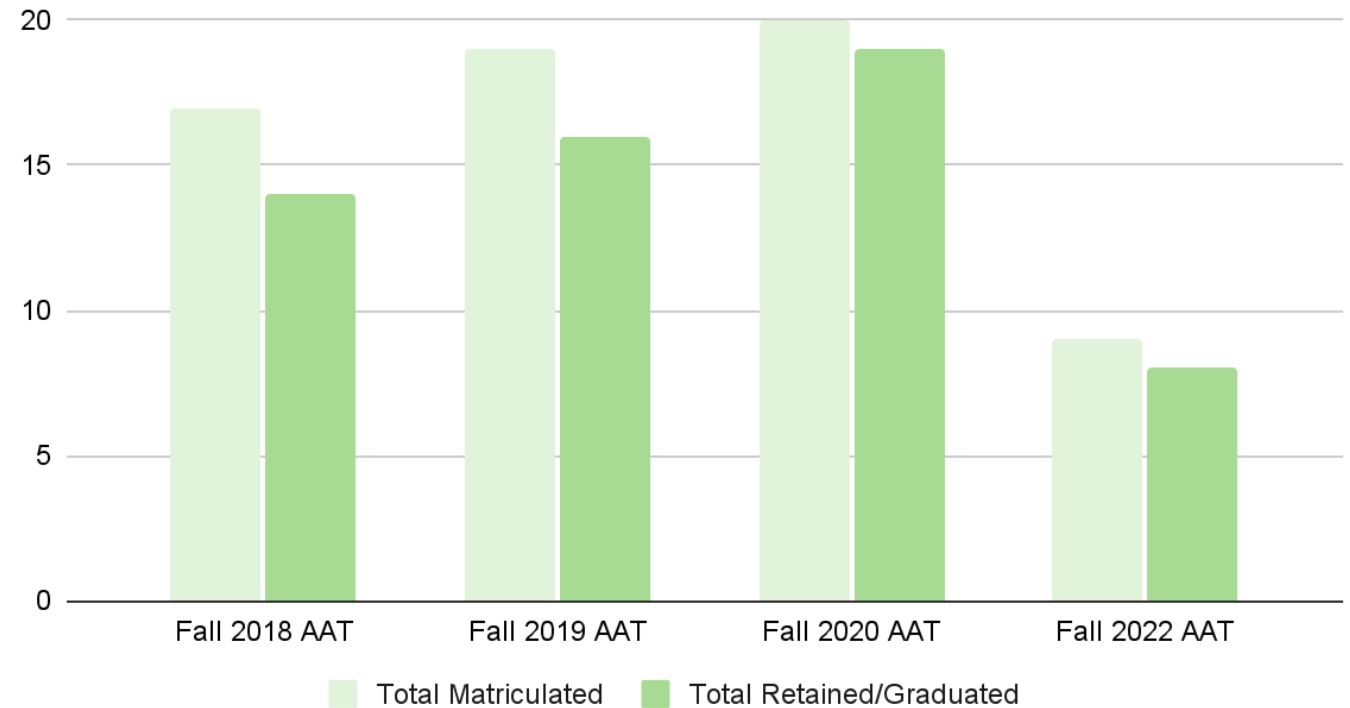


ELI Mentoring program - Both domestic and international upperclassmen are mentors for new international freshmen with lower English assessment scores.

- Despite COVID interruptions, preliminary data show high rate of retention for student who had an ELI mentor:
 - Fall 2018 - 82% graduated
 - Fall 2019 - 74% graduated
 - Fall 2020 - 90% graduated or still here Spr 2024
 - Fall 2022 - 89% still here in Spr 2024



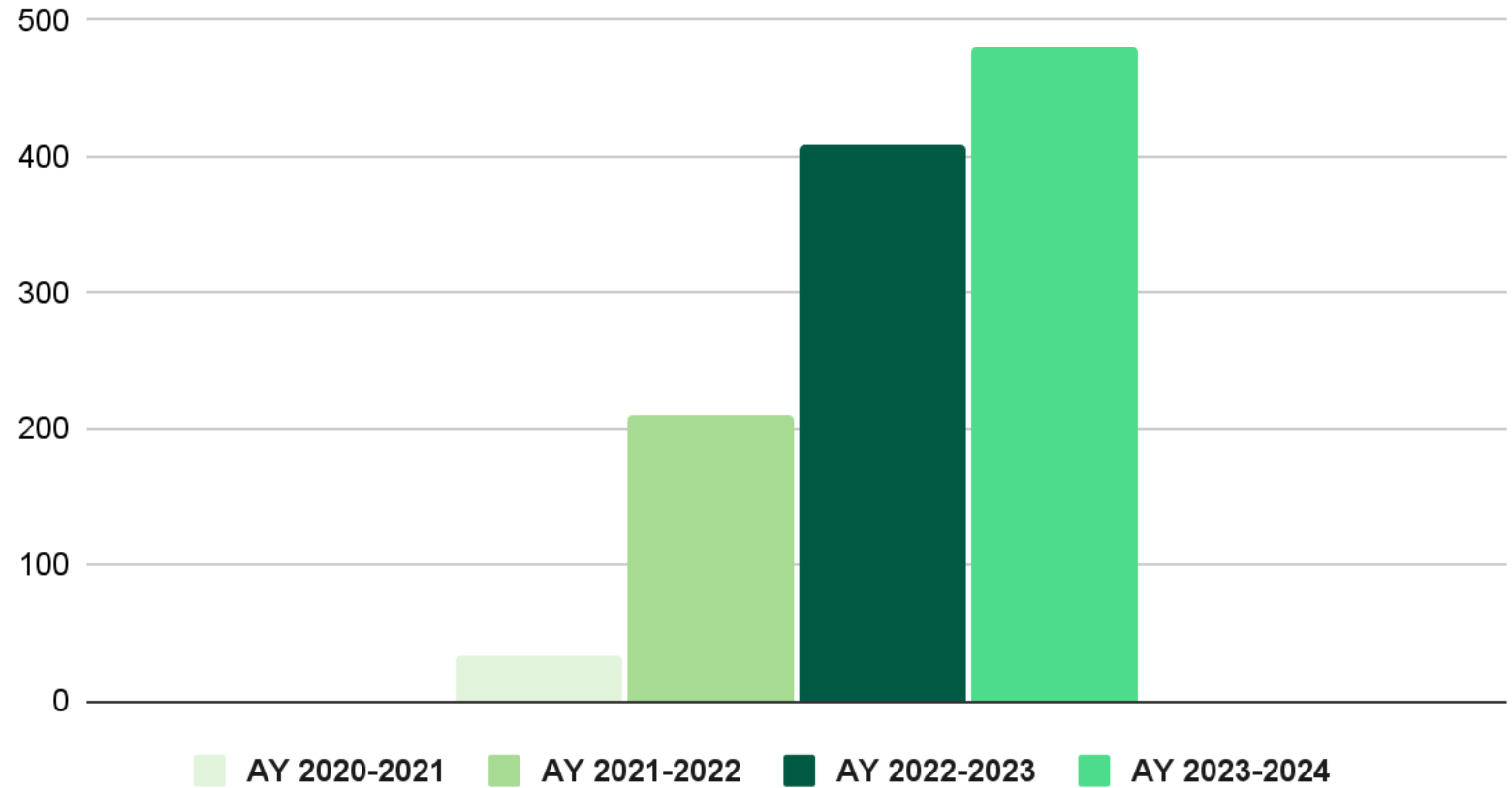
ELI Mentoring Program for AAT Students



	Total Matriculated	Total Retained/Graduated
Fall 2018 AAT	17	14
Fall 2019 AAT	19	16
Fall 2020 AAT	20	19
Fall 2022 AAT	9	8



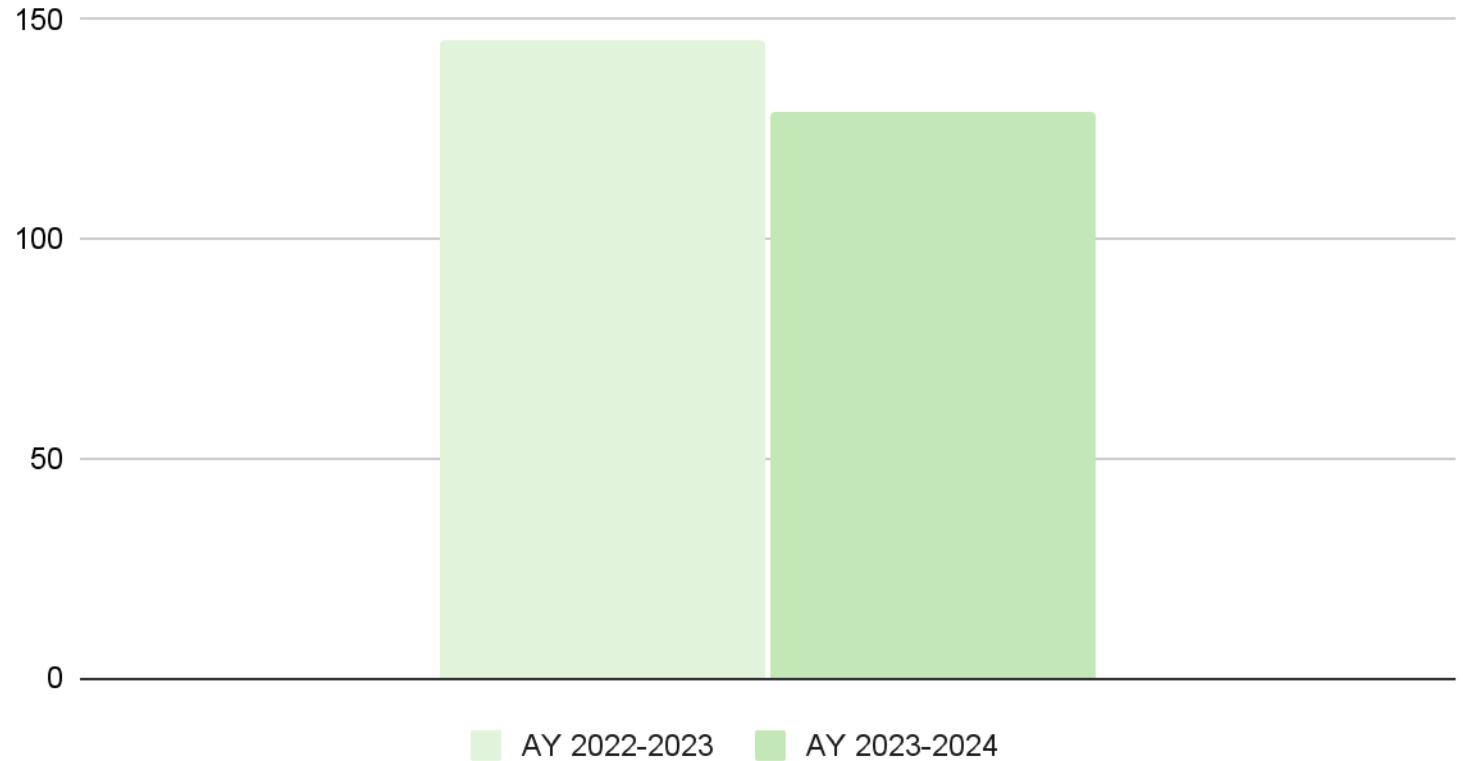
International Coffee Hour



	AY 2020-2021	AY 2021-2022	AY 2022-2023	AY 2023-2024
Unique Participants	33	211	408	480



Multicultural Extravaganza



	AY 2022-2023	AY 2023-2024
Unique Participants	145	129

Continued Opportunities:

- Train offices on consistent usage of B-Engaged for activity/event promotion and attendance tracking
- Expand the scope and marketing of events to grow awareness and attendance
- Encourage collaboration between existing hosts and new partners on activities/events/programs

***NEW* Events Planning Checklist**

Calling all event planners and coordinators! Your job just got easier! Fearlessly tackle planning your events with our ***NEW* Checklist!**

This resource consolidates all the University's event requirements, for student leaders and staff, in one place. We walk you through **must-do's** to execute a successful event here - from **Planning** considerations, to **Food** and **Campus Policies**, **Logistics** and **Promotional** best practices.

Explore this resource under 'My Checklists' (to your left) or the link above. We can't wait to see what you plan!

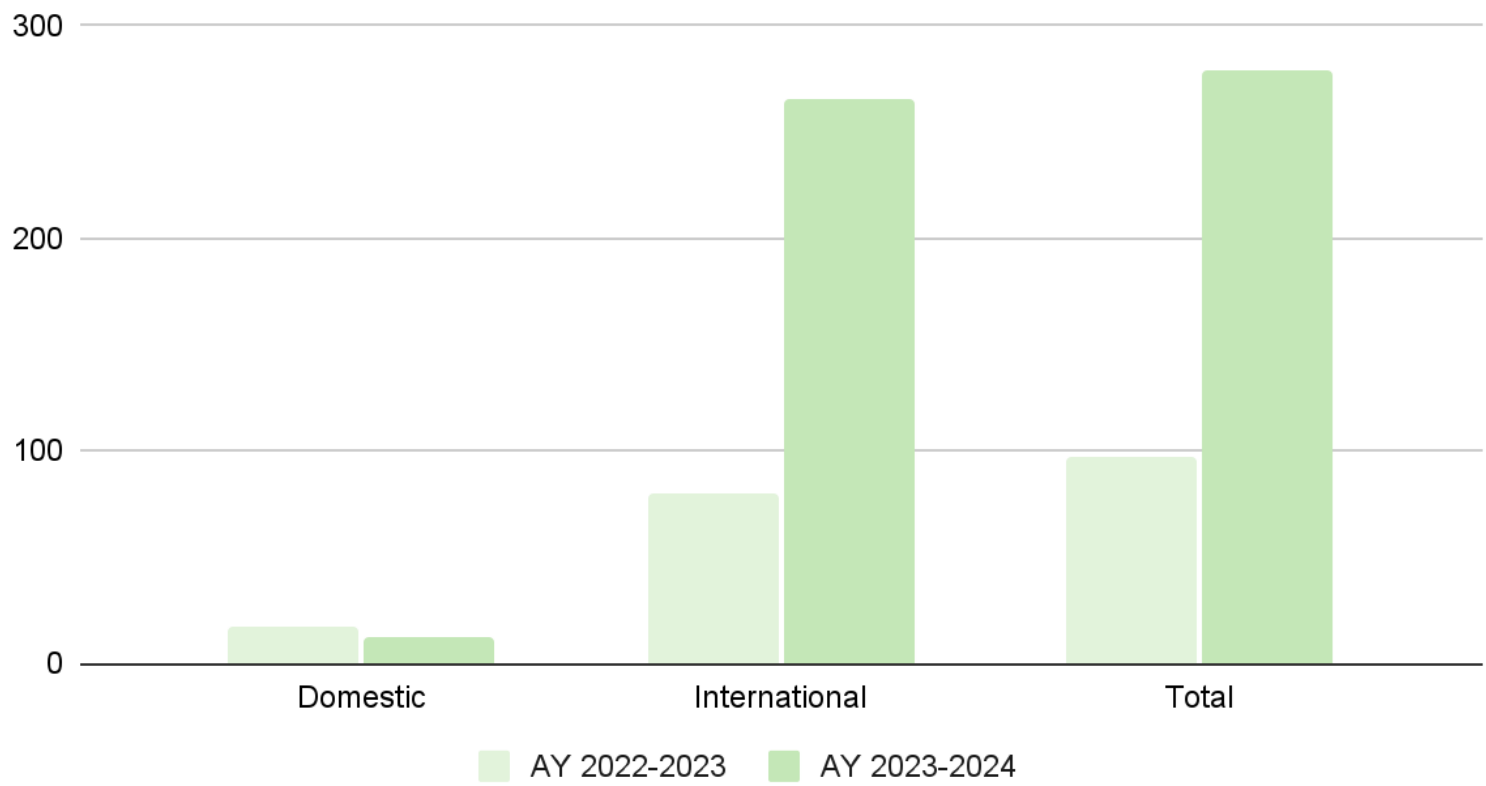
Upcoming Events

- Mitzvah Marathon
- Chalk the Walk
- Interview Workshop with PwC with BAA X AKPsi
- The Upside of Stress (Speaker / Lecture) - Shift your perspective on stress in your life. 12-1 p.m. Wednesday Sept. 11

- ❑ **Goal:** Binghamton University promotes meaningful cross-cultural, extra- and co-curricular interactions between domestic and international students.
- ❑ **What/How:** SA/GSO-hosted events or activities that foster international and domestic student engagement, as tracked by B-Engaged.
- ❑ **Why:** Events that cultivate meaningful interactions between domestic and international students also enable internationalization to permeate campus-wide.
- ❑ **Metric:** Percentage of the total student body participating in a long-standing, cross-cultural activity/event coordinated by the Student Association (SA) and/or Graduate Student Organization (GSO).
- ❑ **Target:** 10% of the student body will participate in a long-standing cross-cultural program coordinated by the SA and/or GSO.



GSO Fall Celebration



	AY 2022-2023	AY 2023-2024
Domestic	17	13
International	80	266
Total	97	279



THE VPMA OFFICE PRESENTS

8TH ANNUAL
**MULTICULTURAL
EXTRAVAGANZA**

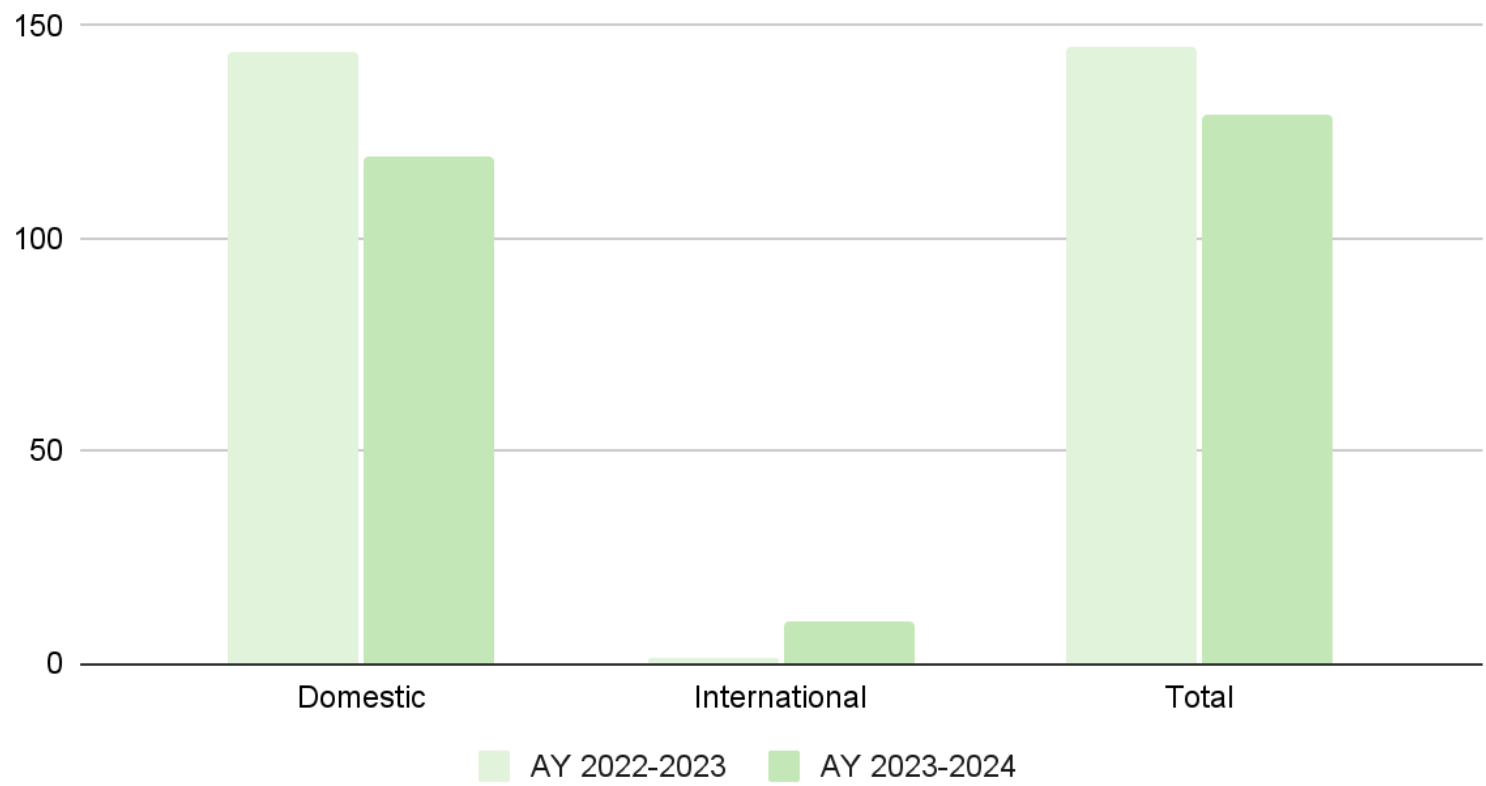
All Around The World

9 | Peace Quad | **1-4**
SEPT | | **PM**

FREE EVENT

Food, Performances, Tabling

Multicultural Extravaganza



	AY 2022-2023	AY 2023-2024
Domestic	144	119
International	1	10
Total	145	129

*Data are incomplete. International student participation may have been undercounted.

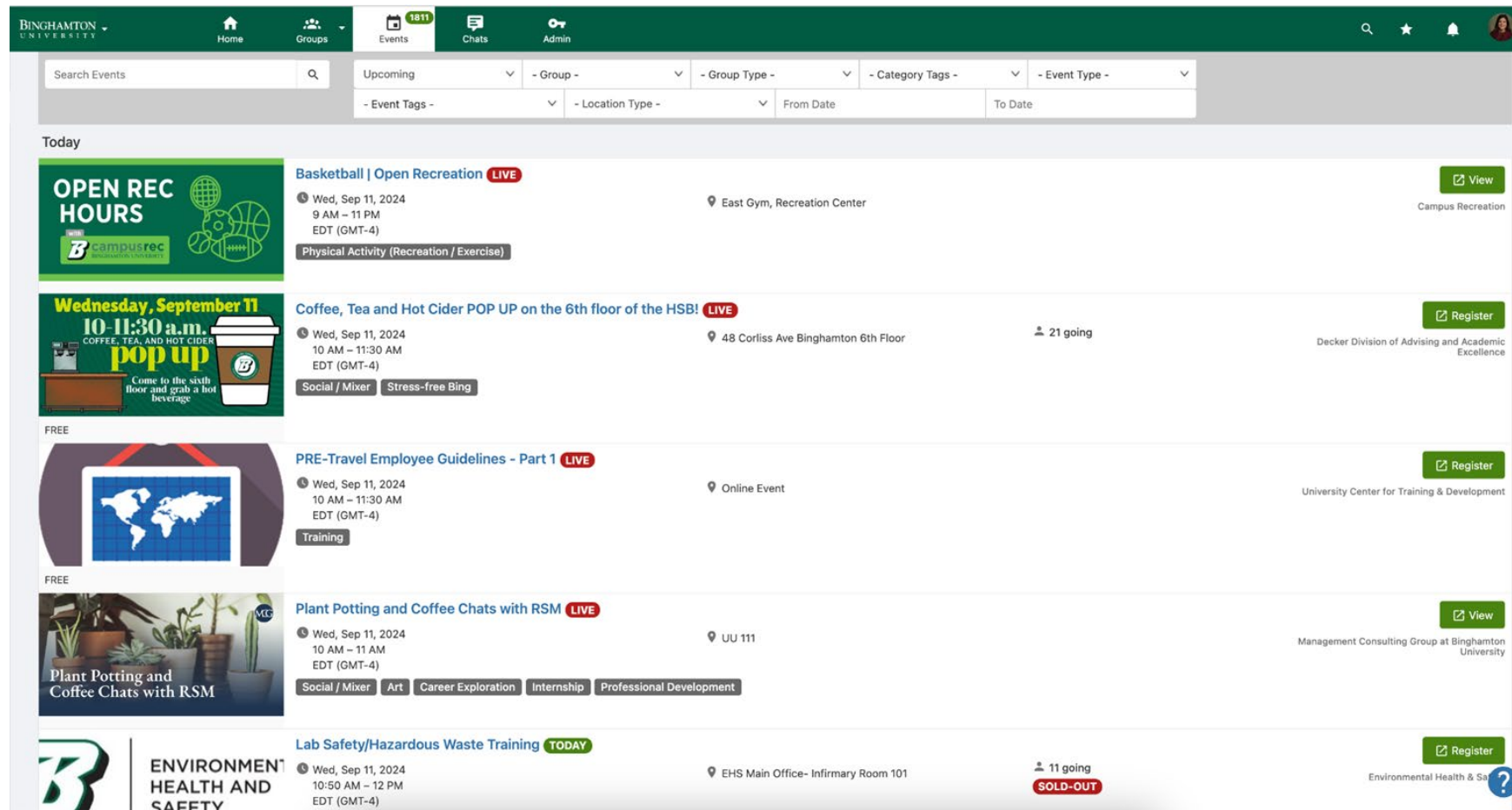
Participation in Long-Standing Student-Driven Events

Event Name	2021-2022	2022-2023	2023-2024
Multicultural Extravaganza (SA)	-	145	129
Fall Celebration (GSO)	-	97	279
Grand Total	-	242 (1%)	408 (2%)

*Data are incomplete. Participation not tracked in B-Engaged in 2021-2022.

Continued Opportunities:

- Increase inclusive activity/event offerings to expand upon opportunities for cross-cultural engagement
- Establish consistent event criteria for SA and GSO-governed student clubs and organizations
- Encourage collaboration between existing hosts and new partners on activities/events/programs



The screenshot displays the Binghamton University Events calendar interface. The top navigation bar includes Home, Groups, Events (with a notification badge for 1811), Chats, and Admin. Below the navigation is a search bar and several filter dropdowns: Upcoming, - Group -, - Group Type -, - Category Tags -, - Event Type -, - Event Tags -, - Location Type -, From Date, and To Date. The main content area is titled "Today" and lists several events for Wednesday, September 11, 2024:

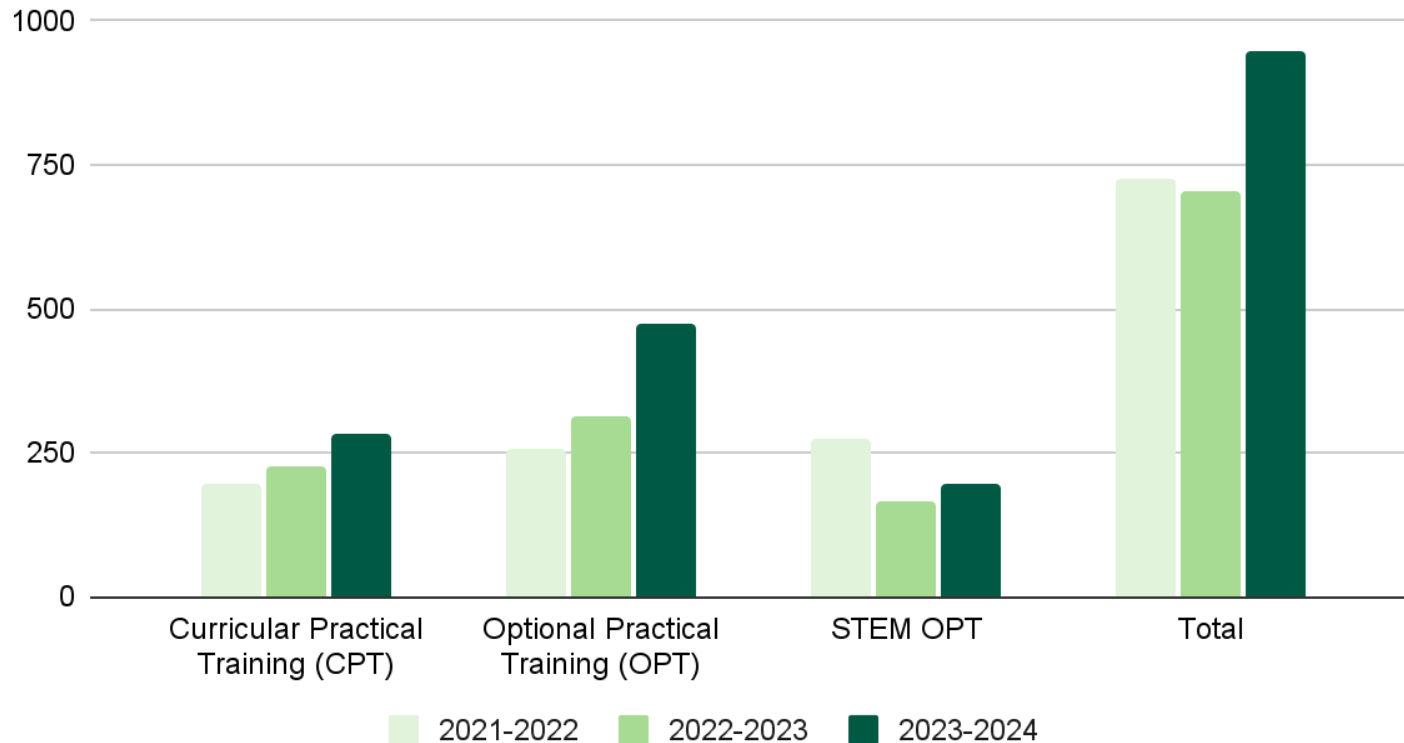
- OPEN REC HOURS**: Basketball | Open Recreation **LIVE**. Location: East Gym, Recreation Center. Time: 9 AM – 11 PM EDT (GMT-4). Category: Physical Activity (Recreation / Exercise). [View](#)
- Wednesday, September 11 10-11:30 a.m. COFFEE, TEA, AND HOT CIDER pop up**: Coffee, Tea and Hot Cider POP UP on the 6th floor of the HSB! **LIVE**. Location: 48 Corliss Ave Binghamton 6th Floor. Time: 10 AM – 11:30 AM EDT (GMT-4). 21 going. Categories: Social / Mixer, Stress-free Bing. [Register](#)
- PRE-Travel Employee Guidelines - Part 1** **LIVE**. Location: Online Event. Time: 10 AM – 11:30 AM EDT (GMT-4). Category: Training. [Register](#)
- Plant Potting and Coffee Chats with RSM** **LIVE**. Location: UU 111. Time: 10 AM – 11 AM EDT (GMT-4). Categories: Social / Mixer, Art, Career Exploration, Internship, Professional Development. [View](#)
- Lab Safety/Hazardous Waste Training** **TODAY**. Location: EHS Main Office- Infirmary Room 101. Time: 10:50 AM – 12 PM EDT (GMT-4). 11 going. **SOLD-OUT**. [Register](#)

- ❑ **Goal:** Binghamton University prepares international students for successful career pathways.
- ❑ **What/How:** hireBING, SAASE Data, B-Engaged
- ❑ **Why:** Binghamton University is a premier public university that promotes positive career outcomes for international students
- ❑ **Metric:** Number of career pathway opportunities utilized by international students.
- ❑ **Target:** International students will participate in over 2,000 career pathway experiences (on-campus work, TA/RA/GA/SA, CPT, OPT, volunteer work).



International Student (F-1) Employment Applications Processed (July 1-June 30)

F-1 Practical Training Requests Processed



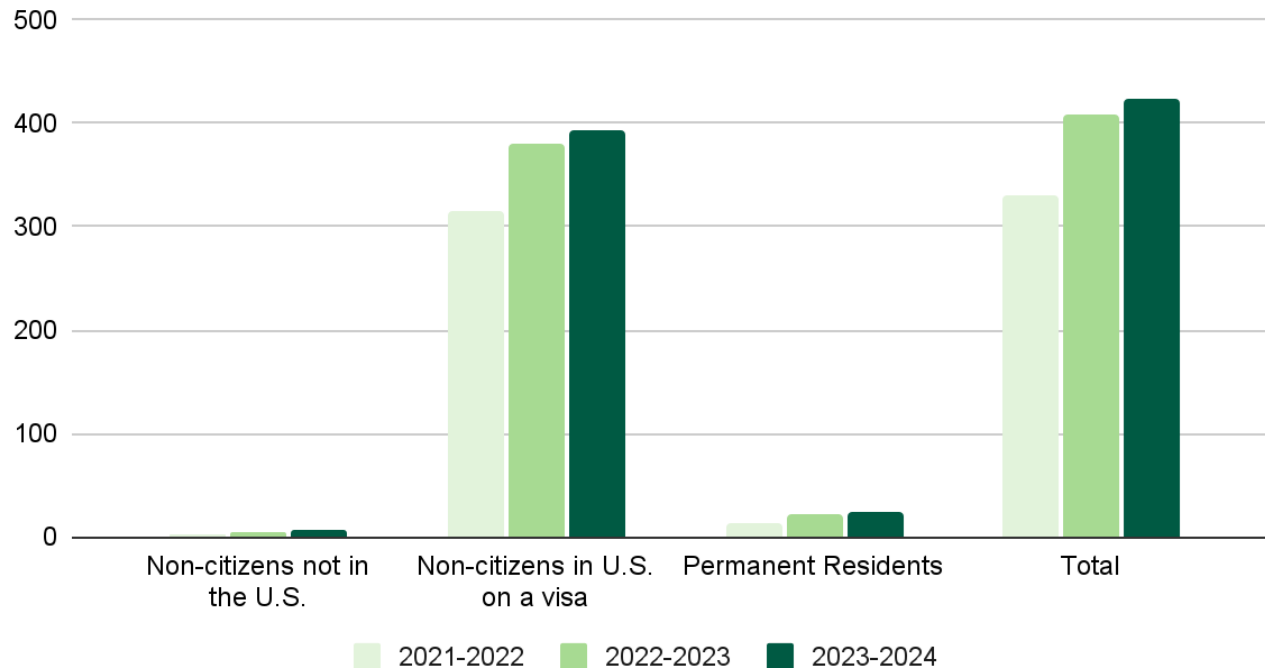
Request Type	2021-2022	2022-2023	2023-2024
Curricular Practical Training (CPT)	194	228	281
Optional Practical Training (OPT)	258	313	472
STEM OPT	275	165	194
Total	727	706	947

*Includes applications for undergraduate and graduate students; only F-1 students are eligible to apply for CPT or OPT, per the code of federal regulations

RA appointments - Data from HR - Research Foundation

(number of international students who were on payroll from July 1-June 30)

RA Appointments



Nationality	2021-2022	2022-2023	2023-2024
Non-citizens not in the U.S.	2	5	6
Non-citizens in U.S. on a visa	316	381	394
Permanent Residents	13	22	24
Total	331	408	424

*Data is from RF - HR Utilizing RF Terminology

GSEU and Student Assistant appointments - Data from HR

(data reflective of Pay Period 17)

Opportunity Category	2022-2023	2023-2024
GSEU Employees	267	402
Student Assistant	220	294
Grand Total	487	696

Career Pathway Experiences for International Students

Opportunity Category	2021-2022	2022-2023	2023-2024
CPT, OPT, STEM	727	706	947
RA	331	408	424
GSEU Employees/Student Assistants	-	487	696
Grand Total	1,058	1,601	2,067

Target: 2,000 utilized opportunities

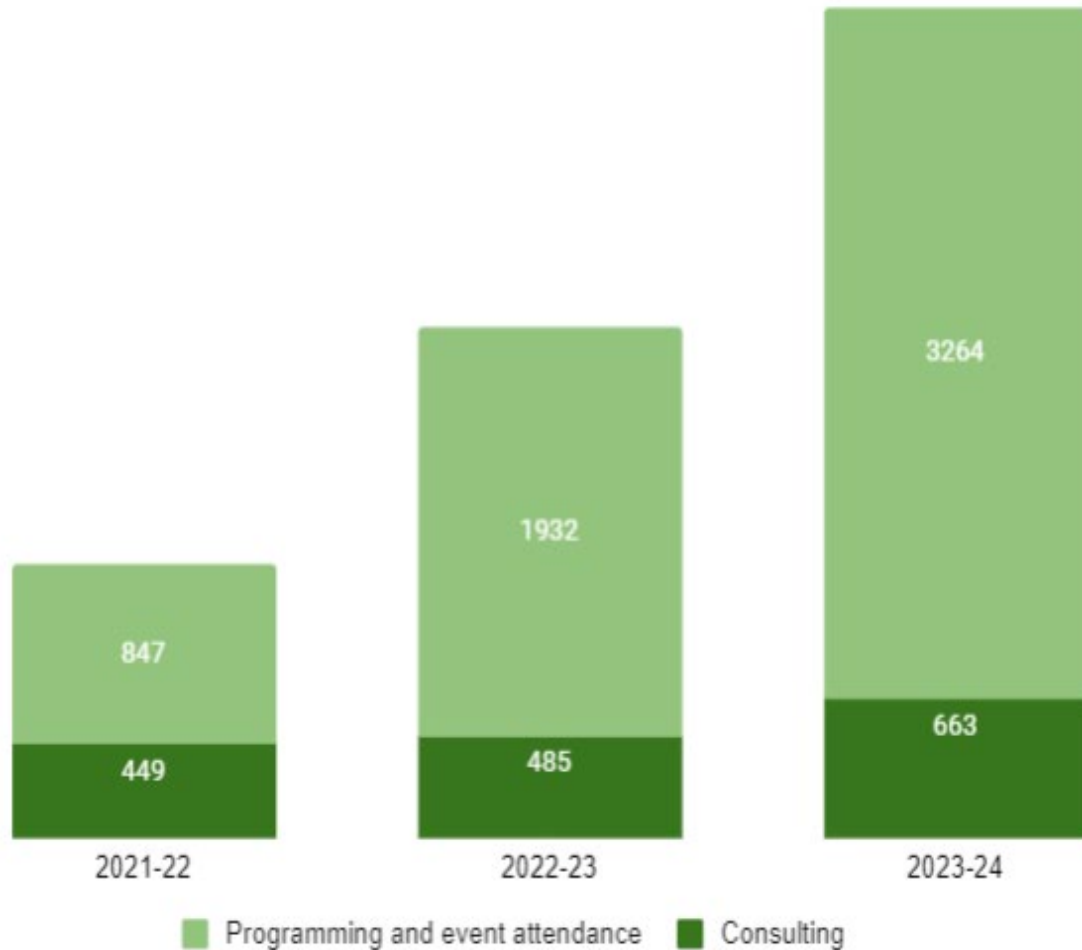


The Graduate Student Excellence Awards in Research, Teaching and Service/Outreach March 2024

- ❑ Award for Excellence in Teaching: 4 of 11 recipients are international students (36%)
- ❑ Award for Excellence in Service/Outreach: 1 of 5 recipients is an international student (20%)
- ❑ Award for Excellence in Research: 10 of 16 recipients are international students (63%)

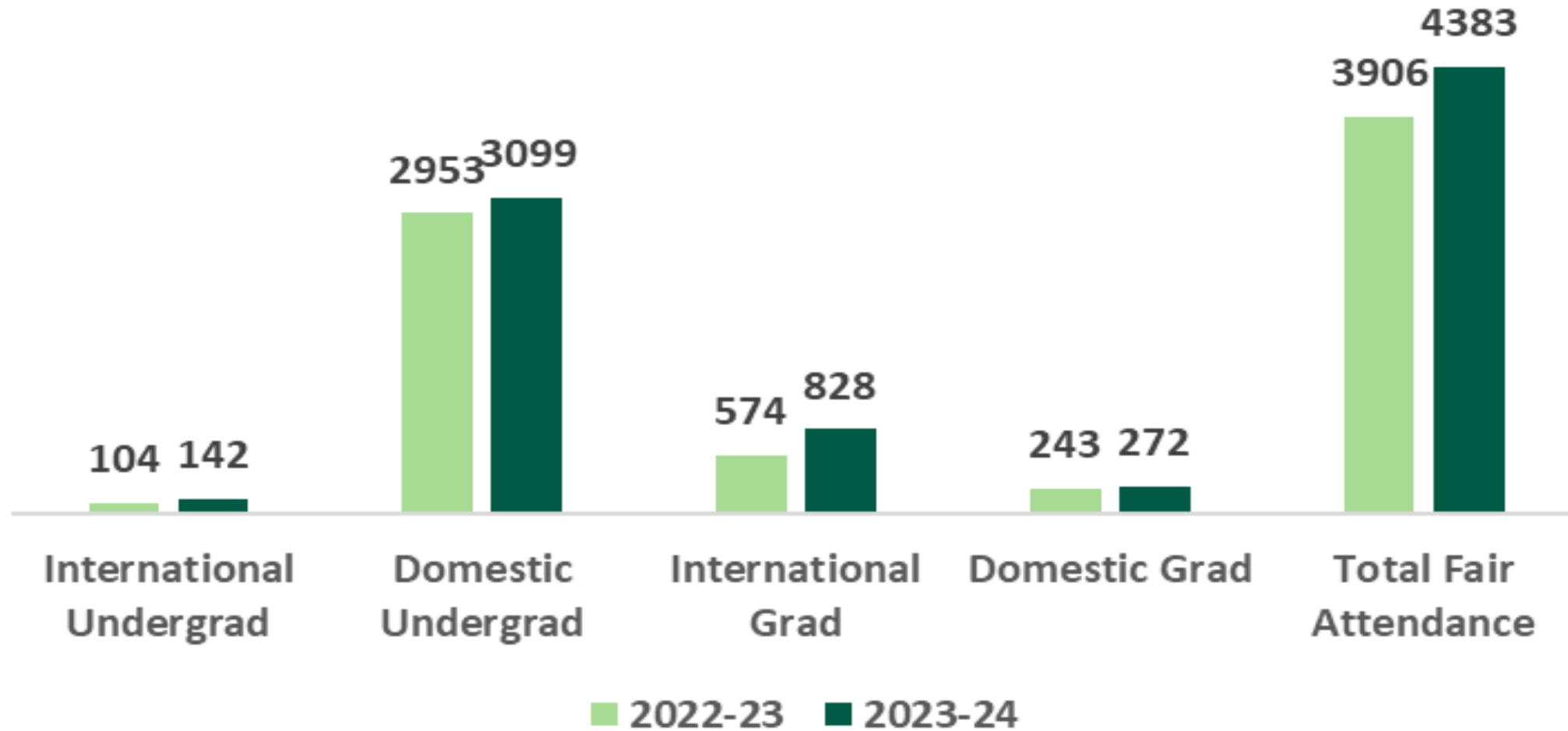


International Student Usage of Fleishman Career Center Services by Type 3-Year Trend



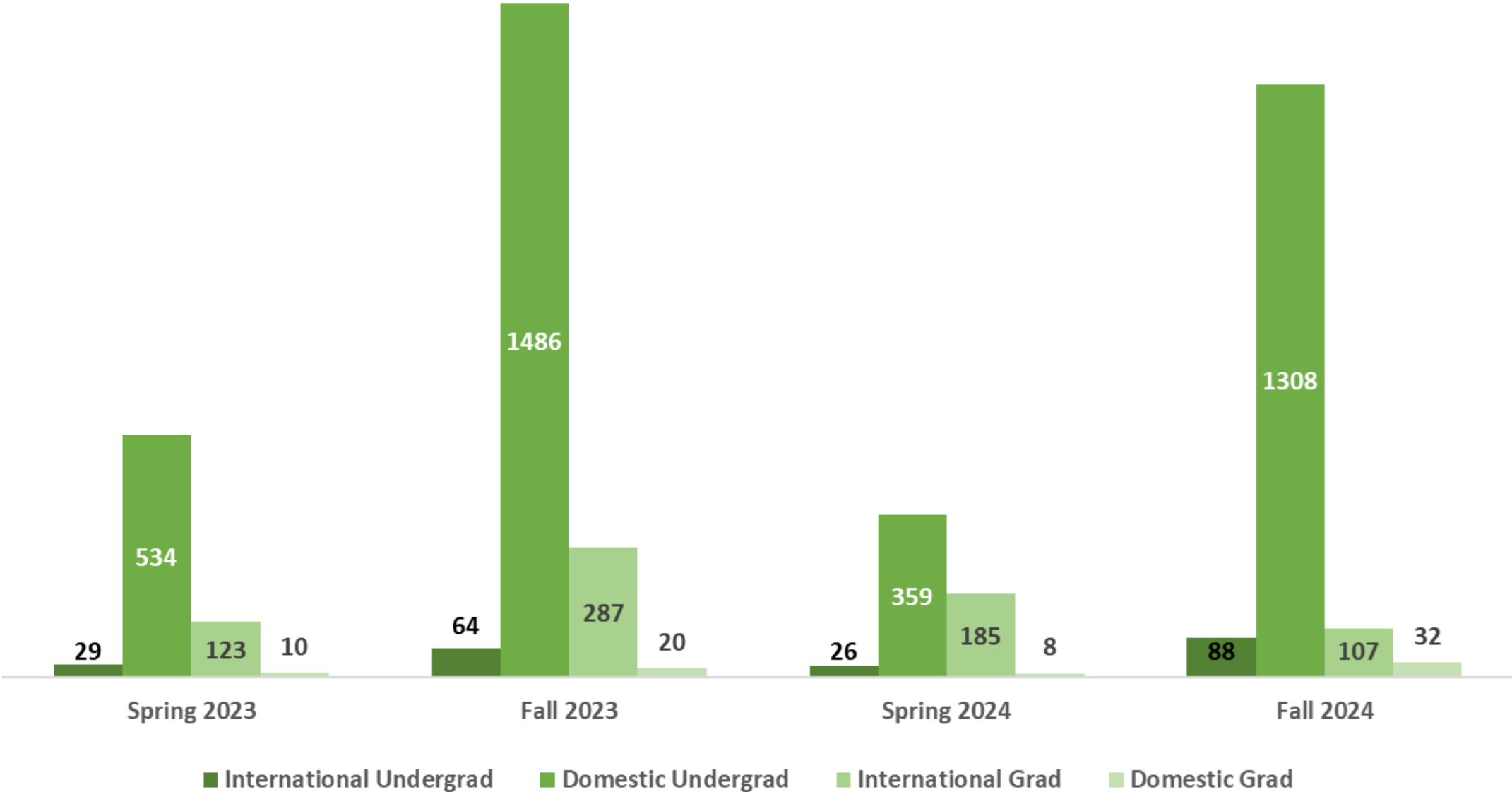
	Total International Students Contacts	Unique International Students Engaged	% Change in Unique Students Engaged
2021-22	1,296	600	
2022-23	2,417	854	42.3%
2023-24	3,927	1,112	30.2%

Total Job Fair Attendance By Type





Student Employment Fair Attendance by Type



Fleishman Career Center International Student Initiatives

- ❑ Designated PhD-level career consultant, Dr. Ozzy Heck, with a focus on international student engagement (and graduate students)

- ❑ International Student Career Success Week (Sept. 9-13)
 - ❑ Dr. Heck coordinates with ISSS and Watson co-sponsorship
 - ❑ Focus on resumes, networking, professionalism, and student employment

- ❑ Student employment focus on supporting part-time job searches for international students

- ❑ Implementation and management of Interstride, a system focused on supporting international students throughout their career and job search with access to an H-1B visa database a

- ❑ **Goal:** Binghamton University students, faculty, staff and alumni have a positive impact on the global community
- ❑ **Metric:** Number of international presentations, international professional service, and international exhibitions, performances, and screenings.
- ❑ **What/how:** Faculty self-report global impact/footprint for themselves and their students in the annual faculty report.
- ❑ **Why:** As a premier public university, Binghamton actively engages with international connections in multiple ways that enhance its reputation globally.
- ❑ **Target:** Engage in at least 2,500 globally impactful faculty events each year.

Previous Metric:

- Number of new MoUs and twinning agreements that have been signed
- Number Graduate Student Applications from Partner Institutions
- Number of international graduate events we have conducted and recorded in Slate

New Metric

- Number of international presentations, international professional service, and international exhibitions, performances, and screenings
- Source: Annual Faculty Reports

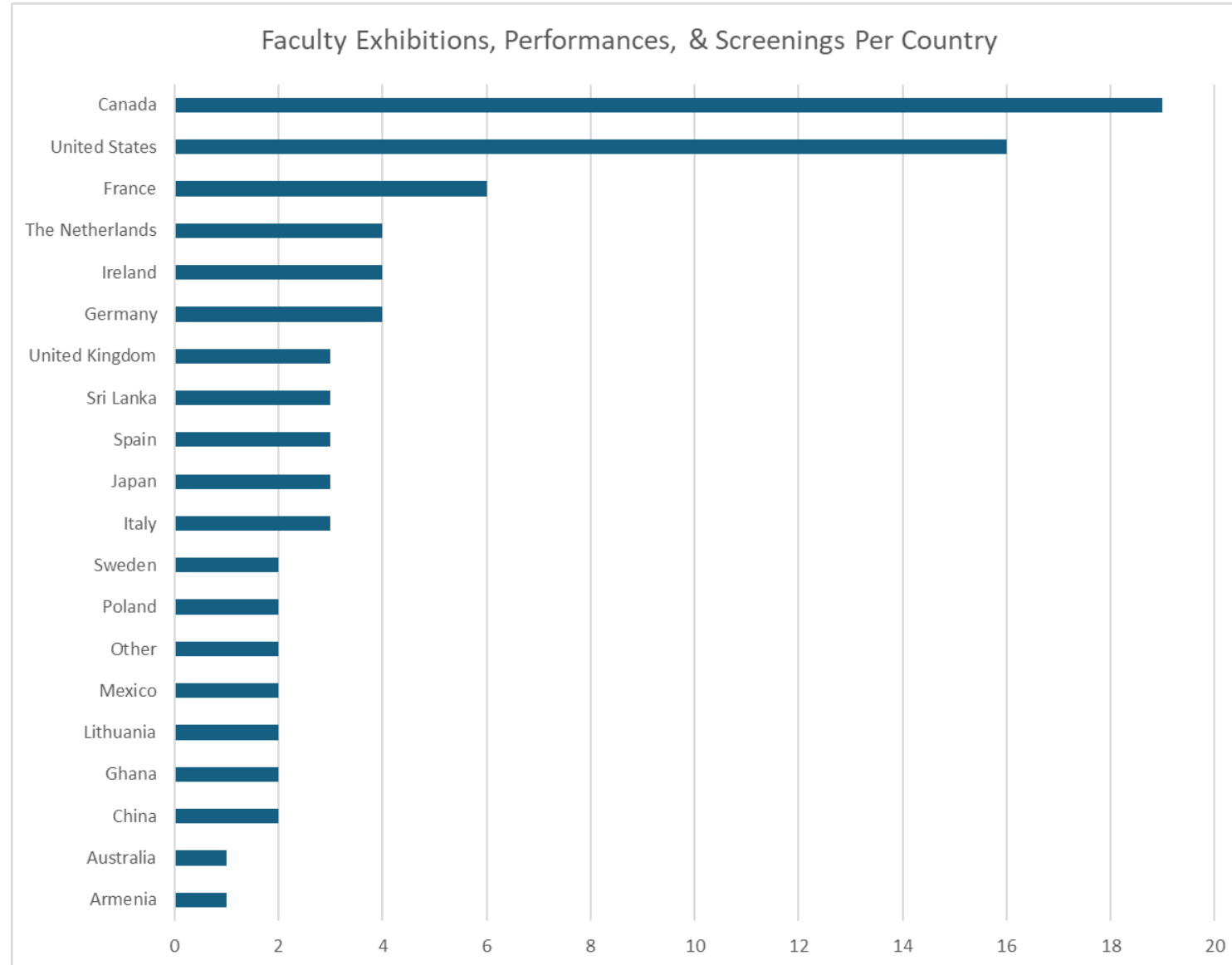
Faculty Professional Service - Global Impact



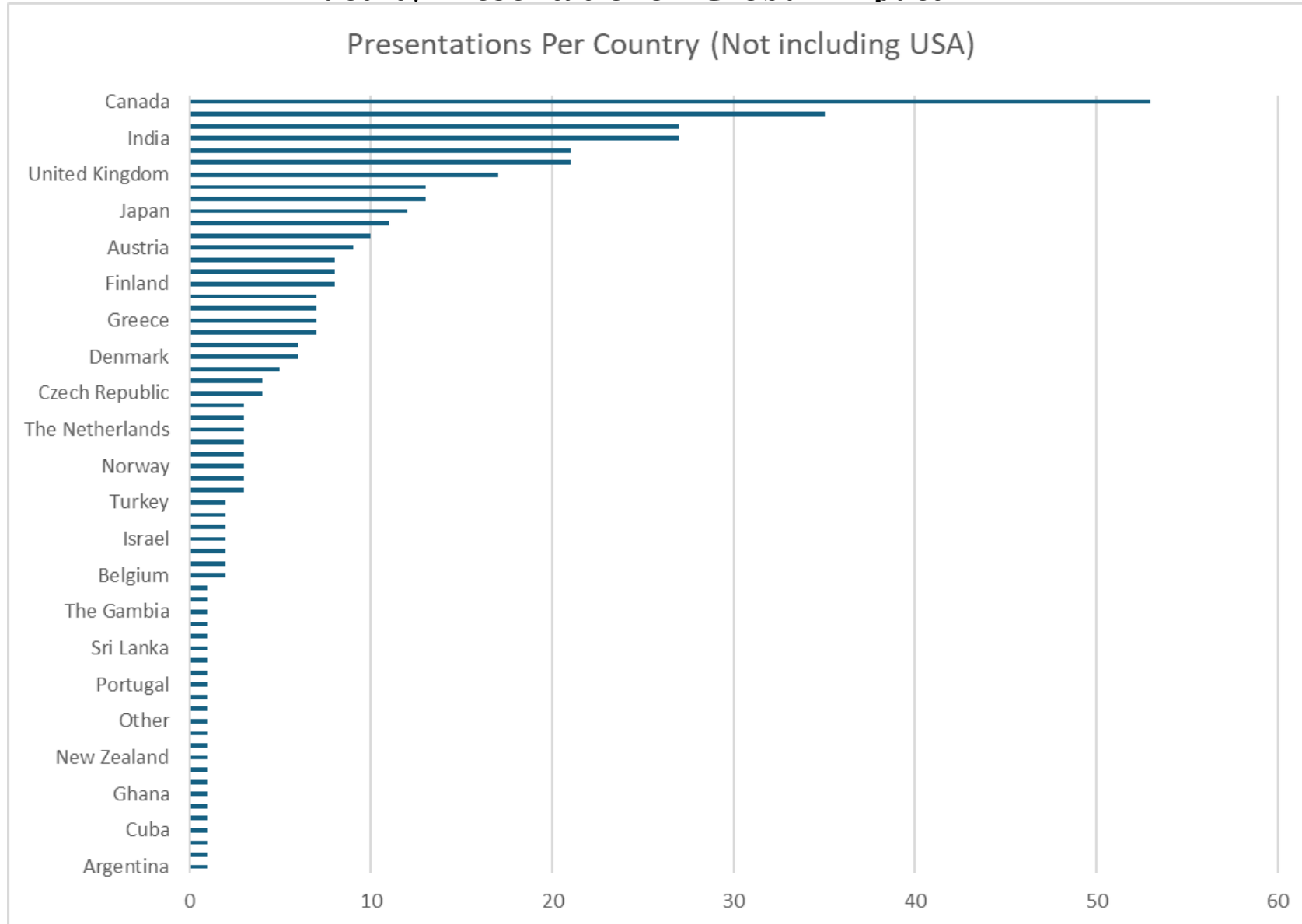
SP6 – Goal 4 - Positive Global Impact



Faculty Exhibitions, Performances, & Screenings - Global Impact



Faculty Presentations - Global Impact



Global Footprint—Previous Metric

Metric	2021 - 2022	2022- 2023	2023- 2024
Signed MoUs	25	13	30
Number Graduate Student Applications from Partner Institutions	143	220	244
Events with International Touchpoints (attended)	383	389	517

Global Footprint—New Metric

Metric		2021-2022	2022-2023	2023-2024
International Engagement from Annual Faculty Report	International Presentations	-	-	712
	International Professional Service	-	-	1329
	Exhibitions, Performances, and Screenings	-	-	98
Grand Total		-	-	2139

SP6 – Goal 4 - Positive Global Impact



Binghamton University has active agreements in **26** countries around the world.

** Data per Xtender report from the Provost's Office.

International Agreements (July 1, 2023-June 30, 2024)

□ Countries

- India (13)
- United Kingdom (4)
- Italy (3)
- Japan (2)
- South Korea (2)
- Australia (1)
- Austria (1)
- Germany (1)
- Malawi (1)
- Taiwan(1)
- United States (1)

□ Agreement Categories

- Overarching MoAs (7)
- Collaborative Degrees (e.g. 3.5 + 1.5) (7)
- Education Abroad partner universities (16)

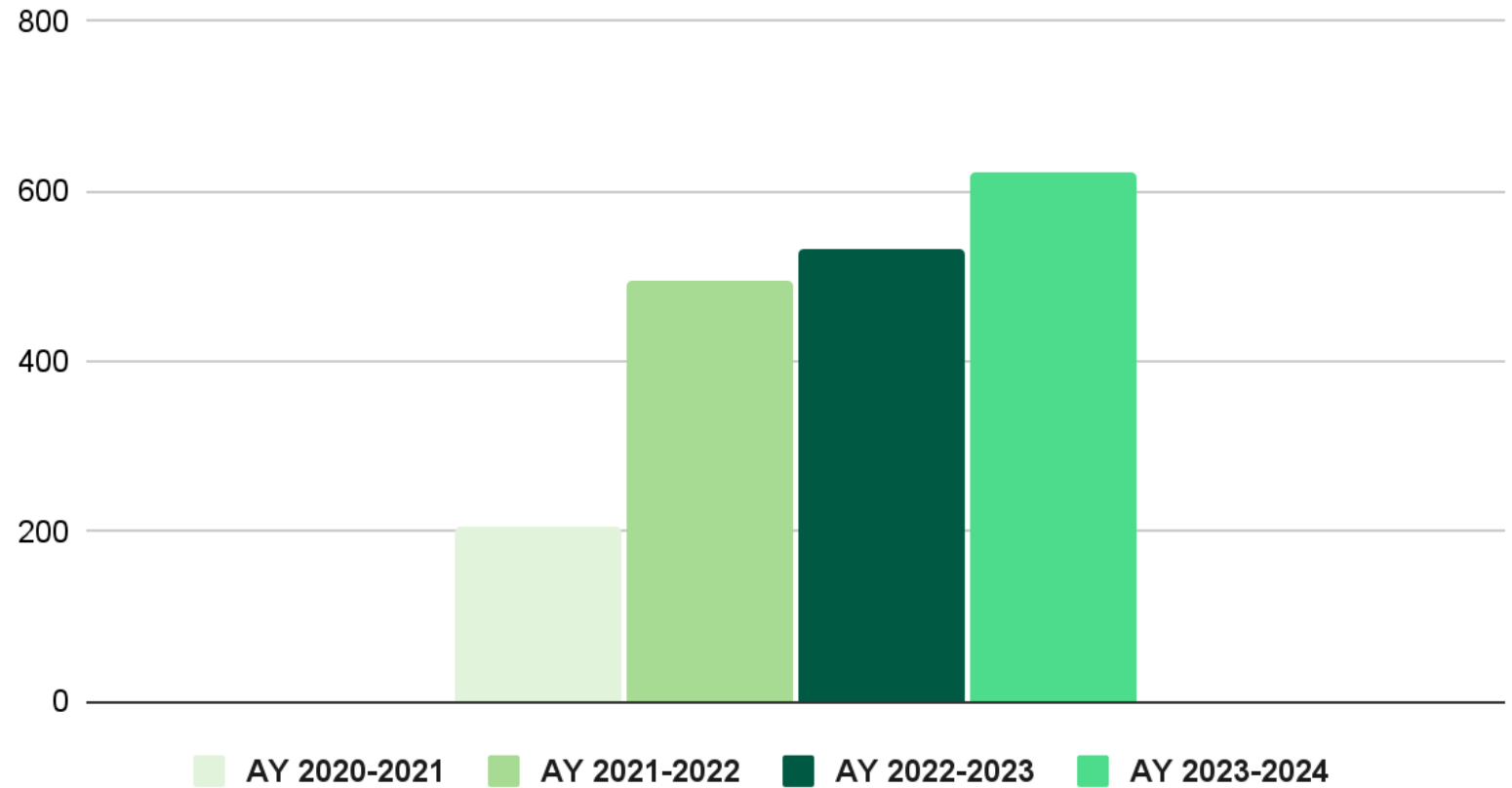


- Goal:** All Binghamton University students, faculty, and staff have opportunities to develop a broader understanding of the world.
- Metric:** Number of students participating in education abroad programs and international internships.
- What/how:** International Education and Global Initiatives (IEGI) Annual Report and International Education and Global Affairs (IEGA)-managed internships.
- Why:** High impact education abroad experiences foster engagement with other cultures, impacting all involved.
- Target:** Return to sending 500 students abroad per year, within 2 years, and 10% increase per year for the next 3 years.

SP6 – Goal 5 - Education Abroad



Education Abroad Fair



	AY 2020-2021	AY 2021-2022	AY 2022-2023	AY 2023-2024
Unique Participants	205	495	533	622

Education Abroad Participation by World Region:

World Region	2018-2019	2019-2020	2020-2021	2021-2022	2022-2023	2023-2024
Africa (Sub-Saharan)	16	4	0	1	0	2
Asia	81	50	1	5	32	62
Europe	345	376	1	35	252	380
Latin/South America & Caribbean	55	55	0	0	13	11
Middle East & North Africa	38	8	0	4	4	4
North America	2	3	0	0	0	10
Oceania	15	21	0	0	8	26
Antarctica	1	0	0	0	0	0
Multiple Destinations	0	0	0	2	0	0
TOTAL	553	517	2	47	309	495

Top 5 Program Destinations in Spring 2024: Italy (55 participants, 30%); Spain (35 participants, 19%), France (21 participants, 12%), United Kingdom (23 participants, 13%), and Japan (10 participants, 5%)



Education Abroad Participation: Summer/Fall/Academic Year 2024

World Region	Summer 2024	Fall/Academic Year 2024
Africa (Sub-Saharan)	1	1
Asia	34	19
Europe	112	109
Latin/South America & Caribbean	8	0
Middle East & North Africa	1	1
North America	0	0
Oceania	0	3
Antarctica	0	0
Multiple Destinations	0	1
TOTAL	156	134

Top 3 Program Destinations: Italy (112 participants, 39%), Spain (41 participants, 14%), and South Korea (33 participants; 11%)
 Total thus far for the 24-25 Reporting Cycle: 290; application deadline for Winter, Spring, and Spring Break Programs for 2025 is October 1

(Note: Reporting year is Summer through Spring per IIE)


❑ Passport Fair Initiative

- ❑ Actively working to bring a Passport Fair to campus, for our students, faculty, staff, and community!
 - ❑ Previously collaborated with the Broome County Clerk's Office
 - ❑ Cost of applying for a new Passport Book is typically \$165*:
 - ❑ \$130 to the US Department of State
 - ❑ \$35 Execution Fee to Acceptance Facility (Post Office, County Clerk, etc)
- *costs based on standard processing and delivery; does not include the cost of required photo



Provost's International Internship Support for Undergraduate Students

Faculty Member	Number of Students	Location	Term of Internship
James Burns	3	Accra, Ghana	Winter 2024
Seungbae Park	1	Busan, South Korea	Winter 2024
Carl Lipo	2	Easter Island, Chile	Summer 2024
Laure Spake	1	Fajara, The Gambia	Summer 2024
David Mixter	1	Cayo District, Belize	Summer 2024
Lindsey Swierk*	1	Puerto Viejo de Sarapiquí, Costa Rica	Spring Break 2025



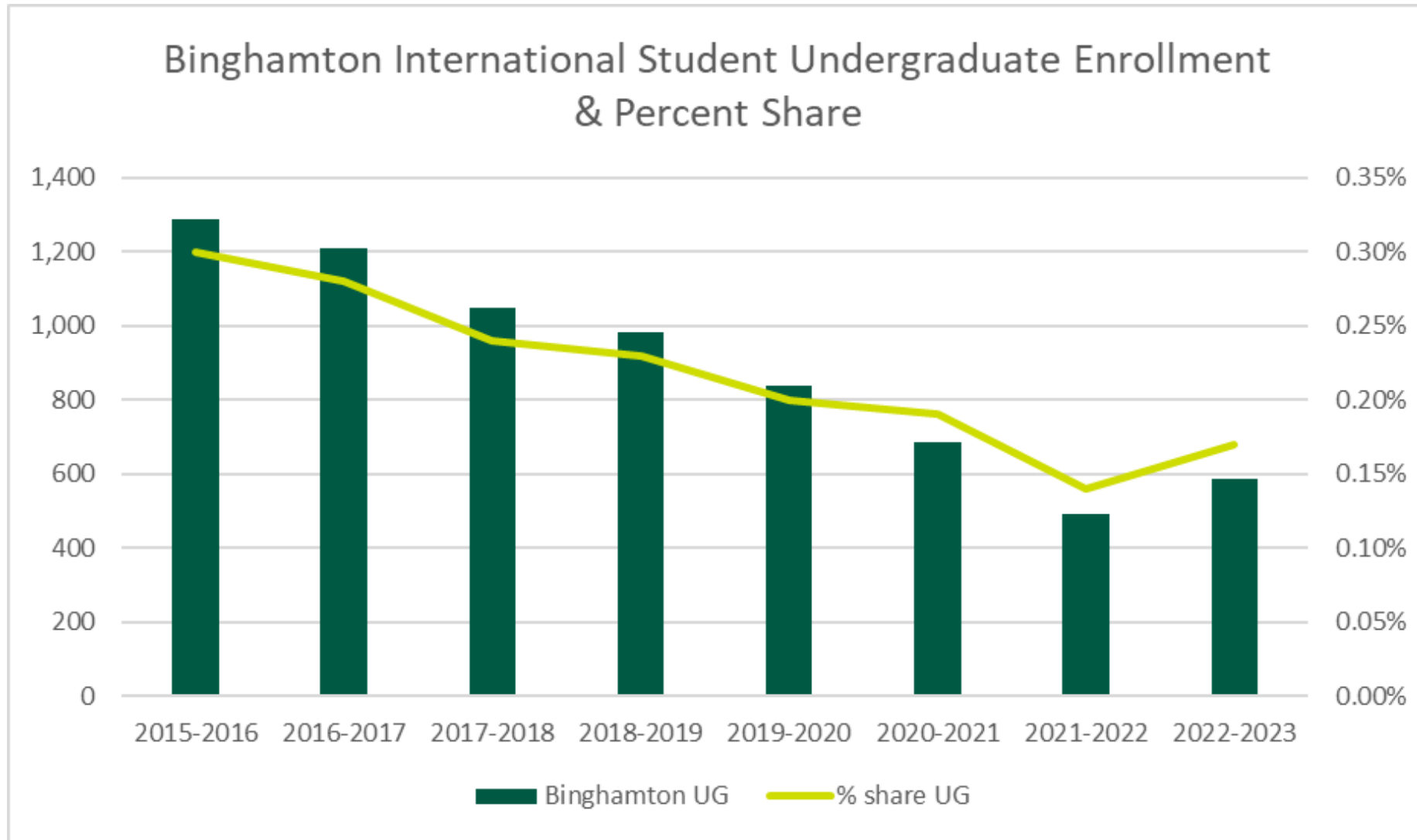


Continued Factors for Consideration:

- Equity and Access
- Cost/Opportunity Cost/Scholarships
- Dispelling Myths (e.g. delays graduation)
- Curriculum Integration
- Mindful Partnership Growth
- Health and Safety/Risk Assessment

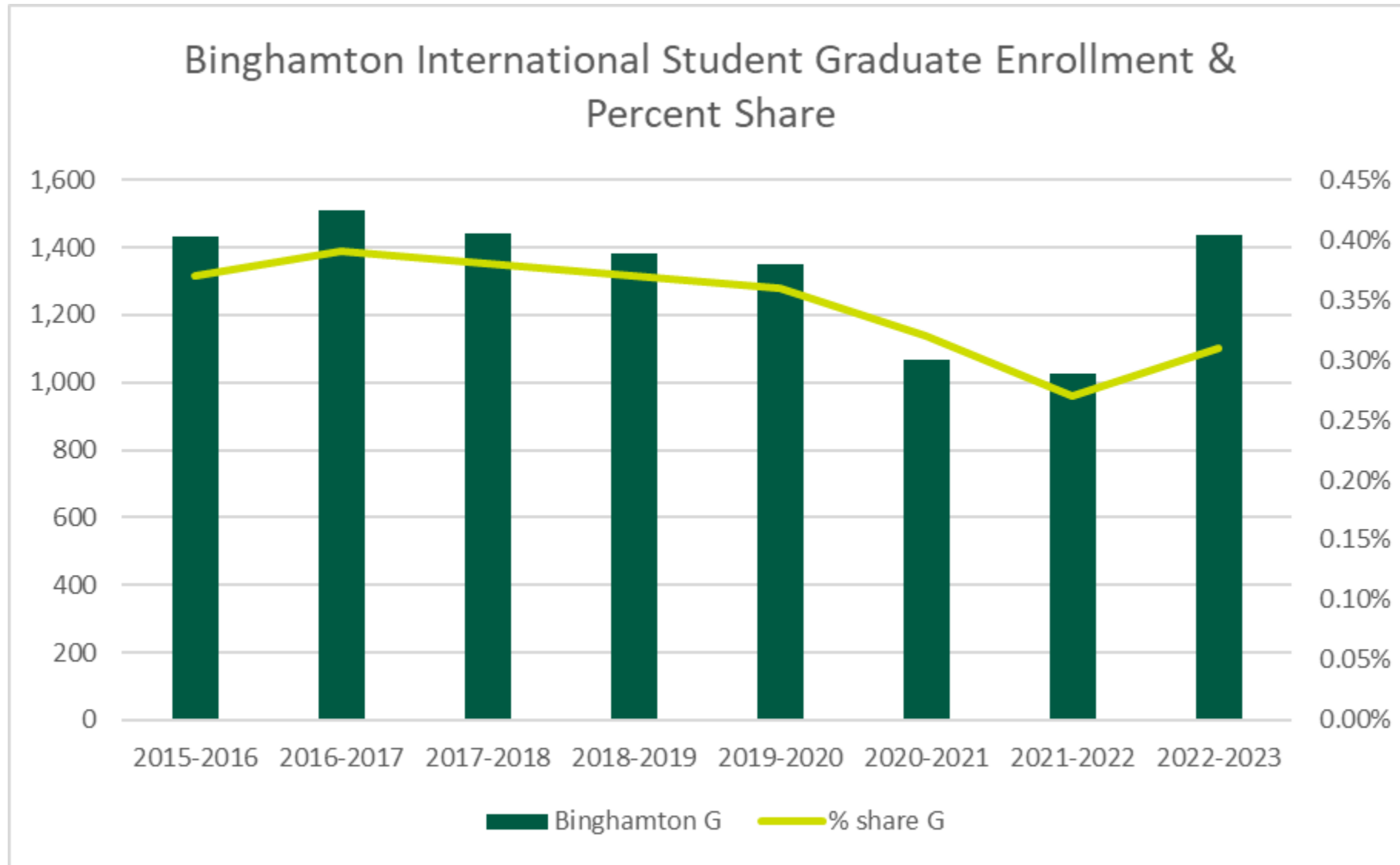
- ❑ **Goal:** Binghamton University is a Premier Choice for International Students.
- ❑ **Metric:** Increase the percentage share of international students at the graduate level from top countries of origin according to Open Doors (IIE), and overall international deposits at the undergraduate level.
- ❑ **What/how:** Improve our brand to make Binghamton University a desirable academic destination.
- ❑ **Why:** A diverse student body has many social and cultural benefits not only for domestic students but also for the Binghamton University and the Binghamton community as a whole.
- ❑ **Target:** Binghamton University has a international student percentage share of 0.45 for graduate students and 200 deposits for international undergraduate students.
 - (Note: Current international graduate student percentage is 0.31)

SP6 – Goal 6 - Premier International Student Destination



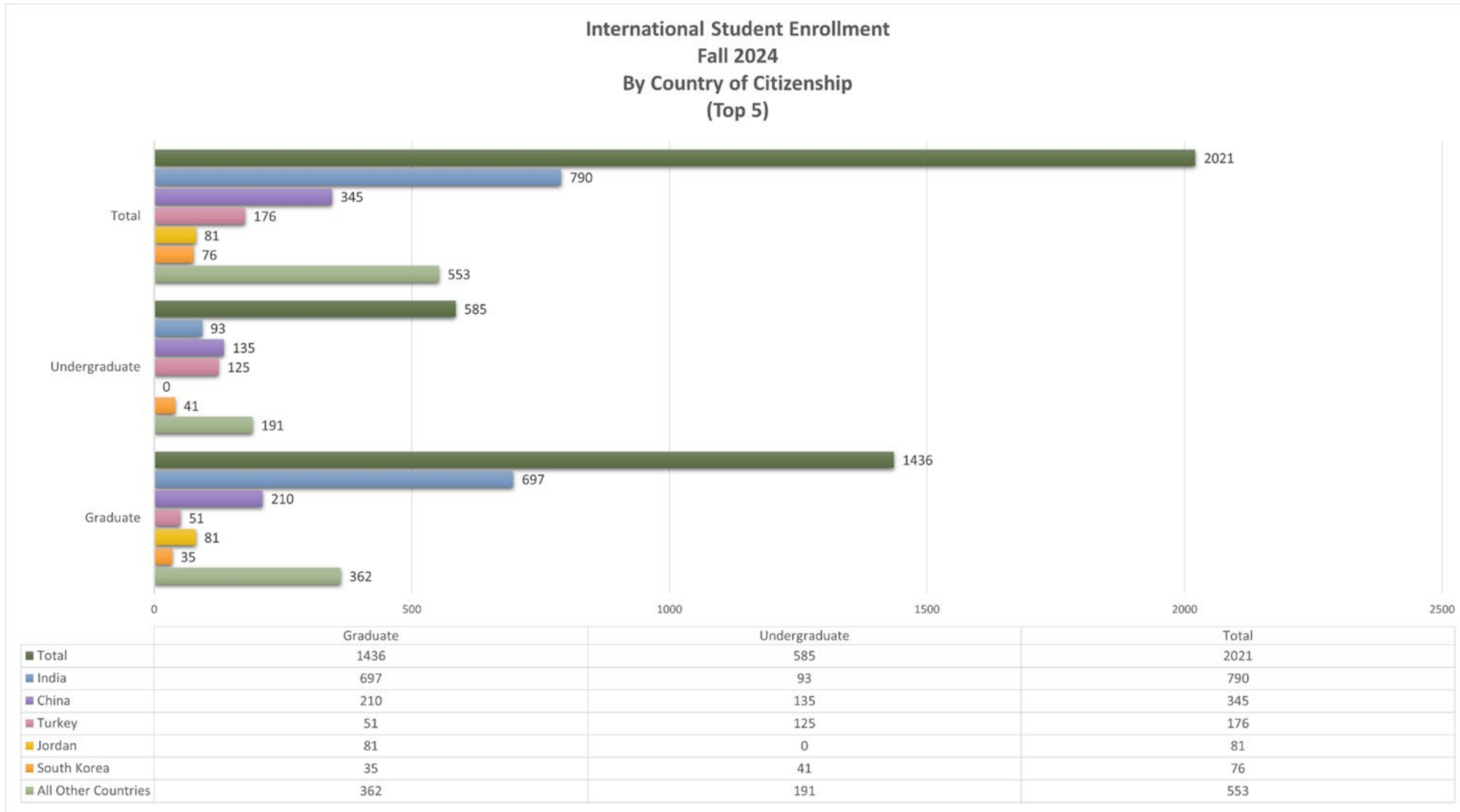
Open Doors UG Totals by AY	2015-2016	2016-2017	2017-2018	2018-2019	2019-2020	2020-2021	2021-2022	2022-2023
	427,313	439,019	442,746	431,930	419,321	359,787	344,532	347,602

SP6 – Goal 6 - Premier International Student Destination



*Projected data

SP6 – Goal 6 - Premier International Student Destination



*The ISSS defines international students by the standards for the annual Institute of International Education (IIE) Open Doors Report

SP6 – Continued Opportunities



- ❑ Passport Fair Initiative

- ❑ Education Abroad Scholarships
 - ❑ Cover faculty costs for faculty-led programs to reduce the overall program budget
 - ❑ Need-based awards

- ❑ Crossing Borders: A Health Literacy Journey for International Students



THANK YOU